

BALL LOCK PILOTS




HEAVY DUTY

STANDARD STYLE

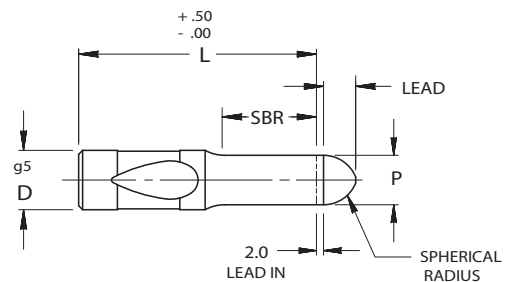
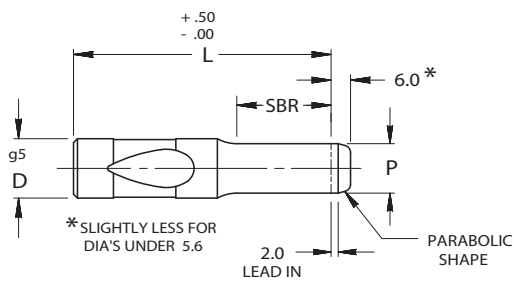


MHT

BULLET NOSE STYLE



MHP



P DIM	LEAD
1.50-9.50	4
9.51-up	10

ORDER EXAMPLE:

(Reference page 4)

SPECIFY:	QTY:	TYPE	"D"	"L"	POINT LENGTH	"P" DIMENSION
EXAMPLE:	6	MHT	20	80	B	16.0
EXAMPLE:	6	MHP	13	90	STD	9.0

Note: When ordering, standard quantity breaks are: 1, 2-3, 4-11, 12-23, 24-49, 50-99

FOR STANDARD ALTERATIONS SEE PAGES 59-63.

Complete design & CAD files visit WWW.MOELLERMCAD.COM

CATALOG TYPE	SHANK DIA D	RANGE P	LENGTH "L"					
			71	80	90	100	110	125
MH_10	10	2.50 - 10.00	X	X	X	X	X	X
MH_13	13	5.00 - 13.00	X	X	X	X	X	X
MH_16	16	8.00 - 16.00	X	X	X	X	X	X
MH_20	20	12.00 - 20.00	X	X	X	X	X	X
MH_25	25	16.00 - 25.00		X	X	X	X	X
MH_32	32	24.00 - 32.00		X	X	X	X	X
MH_40	40	30.00 - 40.00		X	X	X	X	X

Material
Steel: M2, HRC 60-63

Standard Point Tolerance

Round P $\begin{matrix} +.01 \\ -.00 \end{matrix}$

.01 P to D

When P = D Shank Tolerances Apply

CATALOG TYPE	SHANK D	SBR		
		NAPMA STD	ALTERNATES	
			B	C
MH_10	10	19	10	—
MH_13	13	19	13	25
MH_16	16	19	13	25
MH_20	20	19	13	25
MH_25	25	19	13	25
MH_32	32	19	13	25
MH_40	40	25	19	30

L=71 SBR MAX=19